
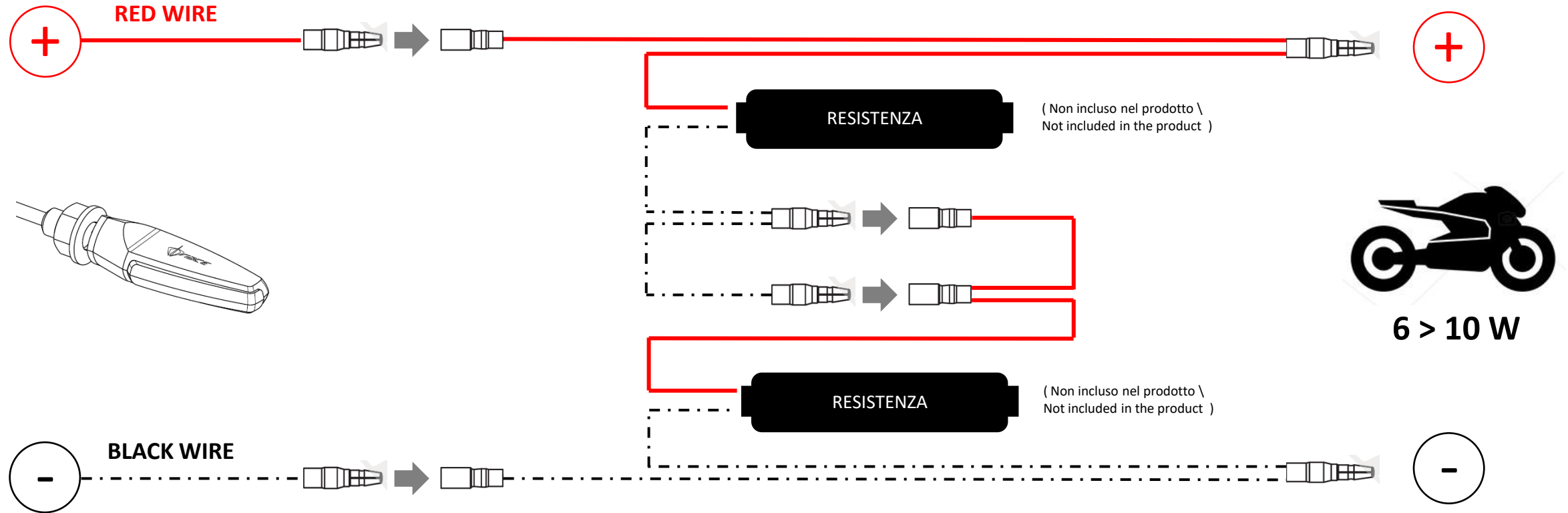


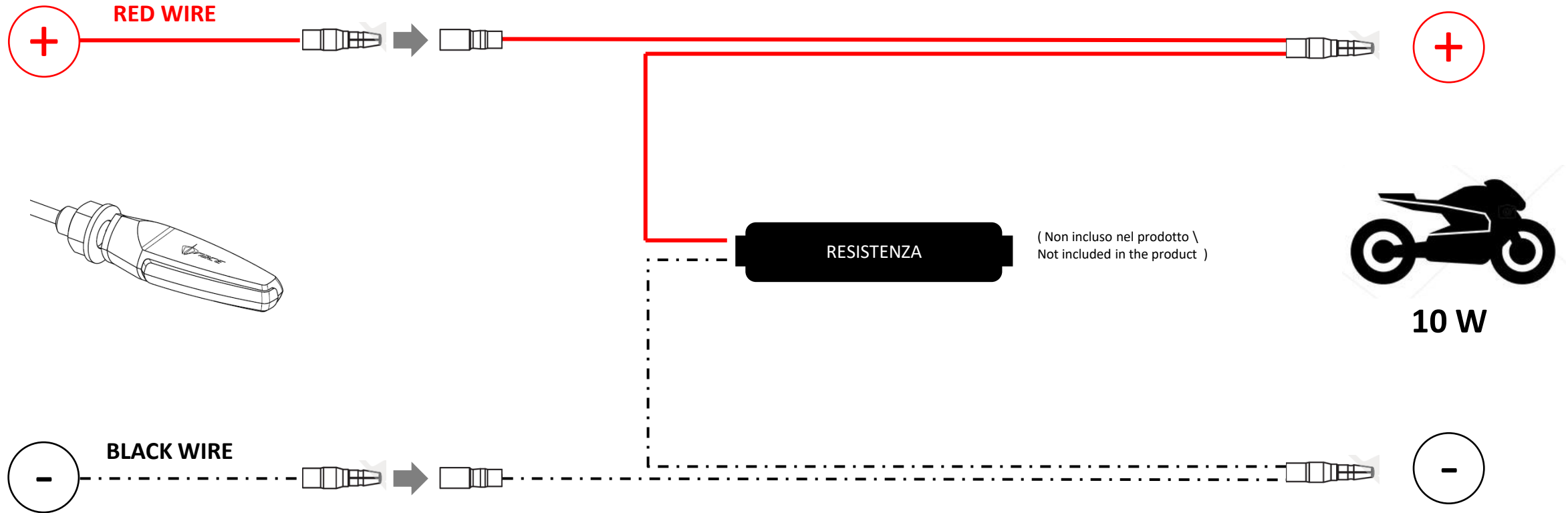
 Schema di collegamento per moto con lampade a LED
Le moto con lampade a LED NON necessitano di alcuna resistenza

 Connection diagram for motorcycles with lamps <10 W
Motorcycles with LED lamps DO NOT require any resistance



 Schema di collegamento per moto con lampade < 10 W
 Schema di collegamento per n° 1 FRECCIA (per LA COPPIA saranno necessari n° 4 resistenze)

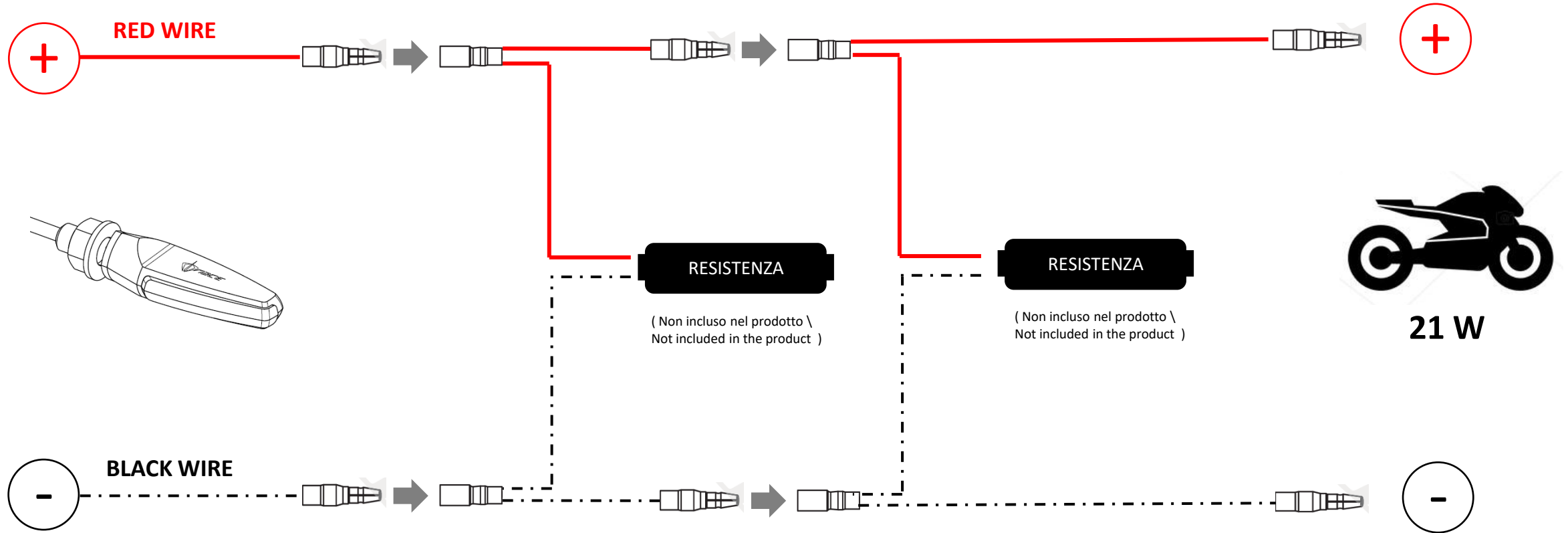
 Connection diagram for motorcycles with lamps <10 W
 Connection diagram for 1 TURN SIGNAL (for two A COUPLE 4 resistors will be required)



Schema di collegamento per moto con lampade da **10 W**
 Schema di collegamento per n° 1 FRECCIA (per LA COPPIA saranno necessari n° 2 resistenze)



Connection diagram for motorcycles with lamps **10 W**
 Connection diagram for 1 TURN SIGNAL (for two A COUPLE 2 resistors will be required)



Schema di collegamento per moto con lampade da **21 W**
 Schema di collegamento per n° 1 FRECCIA (per LA COPPIA saranno necessari n° 4 resistenze)



Connection diagram for motorcycles with lamps **21 W**
 Connection diagram for 1 TURN SIGNAL (for two A COUPLE 4 resistors will be required)